

acaia

GET STARTED

acaia

JOURNEY TO THE PERFECT BALANCE

Congratulations! You are now a proud owner of an Acaia Pearl. You can now start to master the art of coffee brewing with the Acaia Pearl: a scale designed for coffee enthusiasts and professionals that monitors the weight, time, and flow rates as you brew coffee.

This simple, modern, and minimalistic scale with high accuracy and a quick response is designed with brilliant functionality in mind. It is compatible with our Acaia iOS & Android apps and offers you the endless possibility to explore the exquisite world of coffee.

DOWNLOAD APPS



iTunes



Google Play

FIND US ONLINE



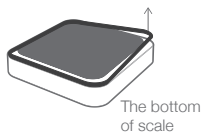
@acaiacoffee

Need help? Contact us at support@acaia.co

QUICK START GUIDE

1 REMOVE PROTECTIVE CUSHION

Remove the **protective cushion** from the bottom of the Pearl.



2 USE ON STEADY SURFACE

Set the Pearl on a flat and **steady surface**.



3 REGISTER YOUR PEARL

Registration allows us to serve you better and track the exact history, data, and manufacturing specifications of your Pearl.

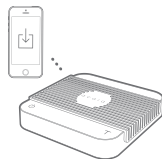


Register at:
acaia.co/product-registration

4 DOWNLOAD ACAIA APPS

Connect to the scale and start brewing!

Our apps list:
acaia.co/apps

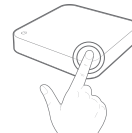


TURN ON/OFF



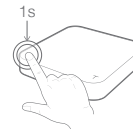
1. [Press] ⏻ to **turn on** the scale.
2. [Double Tap] ⏻ to **turn off** the scale.

TARE WEIGHT



[Press] T to **tare / zero** the weight.

SWITCH MODE



[Press and hold for one second] ⏻ to **switch modes**.

- Weighing Only Mode
- Dual Display Mode
- Auto-Tare Mode
- Timer Starts with Flow Mode
- Espresso Mode
- Beverage Mode

*To view the full instructions on how each mode operates, please visit our manual online.

Please follow our manual online to enable/disable modes
acaia.co/manual